






**Control and signaling units Ø22**

Harmony XB4, metal, spring return pushbuttons, unmarked












Selection Table of XB4BA\*\*, XB4BL\*\* Pushbuttons

<b>Pushbuttons with flush push, screw clamp terminal connections</b>							
Shape of head	Type of push	NO	NC	Color of push	Reference	Weight, kg	
<b>Complete units</b>							
 XB4BA51		Flush	1	-	White	XB4BA11/ZB4BA101+ZB4BA1	0.080
					Black	XB4BA21/ZB4BA101+ZB4BA2	
					Green	XB4BA31/ZB4BA101+ZB4BA3	
					Yellow	XB4BA41/ZB4BA101+ZB4BA5	
					Blue	XB4BA61/ZB4BA101+ZB4BA6	
					-	1	
<b>Heads only</b>							
 ZB4BA0		Without cap		-	ZB4BA0	0.028	
		Flush, with set of 6 colored caps		6 colors	ZB4BA9	0.038	
 ZB4BA4		Flush			White	ZB4BA1	0.029
					Black	ZB4BA2	
					Green	ZB4BA3	
					Red	ZB4BA4	
					Yellow	ZB4BA5	
					Blue	ZB4BA6	
					Gray	ZB4BA8	
 ZB4BA38		Flush with transparent cap for insertion of legend			White	ZB4BA18	0.028
					Green	ZB4BA38	
					Red	ZB4BA48	
					Yellow	ZB4BA58	
					Blue	ZB4BA68	
 ZB4BA34		Flush, high bezel			White	ZB4BA14	0.034
					Black	ZB4BA24	
					Green	ZB4BA34	
					Red	ZB4BA44	
					Yellow	ZB4BA54	
					Blue	ZB4BA64	
<b>Pushbuttons with projecting push, screw clamp terminal connections</b>							
Shape of head	Type of push	NO	NC	Color of push	Reference	Weight, kg	
<b>Complete units</b>							
 XB4BL42		Projecting	-	1	Red	XB4BL42, (ZB4BZ102+ZB4BL4)	0.081
						<b>Heads only</b>	
 ZB4BL1		Projecting			White	ZB4BL1	0.030
					Black	ZB4BL2	
					Green	ZB4BL3	
					Red	ZB4BL4	
					Yellow	ZB4BL5	
					Blue	ZB4BL6	
<b>Heads with black metal bezel</b>							
To order, add a figure 7 to the reference listed from above, example: ZB4BA0 becomes ZB4BA07.							
1. Recommended maximum number of contacts constituting the body fixing collar and contact associated with the head;							
2. Colored cap to be ordered separately;							
3. Head supplied with 6 different colored caps of white, black, green, red, yellow and blue, not fitted;							
4. For legend ordering information, please contact us;							

## Control and signaling units Ø22

Harmony XB4, metal, spring return pushbuttons, unmarked

Selection Table of XB4BP\*\* Pushbuttons

		<b>Pushbuttons with silicone booted head for severe environments, screw clamp terminal connections</b>					
Shape of head	Type of push	NO	NC	Color of push	Reference	Weight, kg	
<b>Complete units</b>							
 XB4BP21		Booted, clear silicone, color of push unobscured	1	-	White	XB4BP21, (ZB4BZ101+ZB4BP2)	0.082
					Green	XB4BP31, (ZB4BZ101+ZB4BP3)	
					Yellow	XB4BP51, (ZB4BZ101+ZB4BP5)	
					Blue	XB4BP61, (ZB4BZ101+ZB4BP6)	
					Red	XB4BP42, (ZB4BZ102+ZB4BP4)	
<b>Pushbuttons with recessed push, high guard</b>							
<b>Heads only</b>							
 ZB4BA36		Recessed, high guard			White	ZB4BA16	0.034
					Black	ZB4BA26	
					Green	ZB4BA36	
					Red	ZB4BA46	
					Yellow	ZB4BA56	
		Blue	ZB4BA66				
<b>Silicone booted heads only, with increased protection, IP 69K</b>							
<b>Flush</b>							
 ZP4BP18		Clear boot, for insertion of protected legend within heads			White	ZB4BP18	0.034
					Green	ZB4BP38	
					Red	ZB4BP48	
					Yellow	ZB4BP58	
					Blue	ZB4BP68	
<b>Projecting</b>							
	Flush, high bezel			White	ZB4BP1	0.031	
				Black	ZB4BP2		
				Green	ZB4BP3		
				Red	ZB4BP4		
				Yellow	ZB4BP5		
				Blue	ZB4BP6		
<b>Silicone booted heads only, standard for mounting with legend holder, IP 66</b>							
<b>Flush</b>							
 ZB4BP2S		Clear boot			White	ZB4BP1S	0.034
					Black	ZB4BP2S	
					Green	ZB4BP3S	
					Red	ZB4BP4S	
					Yellow	ZB4BP5S	
		Blue	ZB4BP6S				
 ZB4BP183		Clear membrane, for insertion of protected legend within heads			White	ZB4BP183	0.026
					Green	ZB4BP383	
					Red	ZB4BP483	
					Yellow	ZB4BP583	
					Blue	ZB4BP683	

### Heads with black metal bezel














To order, add a figure 7 to the reference listed from above, example: ZB4BP18 becomes ZB4BP187;

1. Recommended maximum number of contacts constituting the body fixing collar and contact associated with the head;
2. Permissible panel thickness Ø 1 to 5mm, cannot be used with legend holders;
- 3 To order a legend for insertion within the heads, please contact us;
4. Replacement of silicone protection element without dismantling heads, please contact us;

**Control and signaling units Ø22**

Harmony XB4, metal, illuminated pushbuttons, spring return, with integral LED

Selection Table of XB4BW\*\*\*\* Pushbuttons

		Illuminated pushbuttons with flush push, screw clamp terminal connections								
		Shape of head	Type of push	NO	NC	Voltage	Color	Reference	Weight, kg	
<b>Heads only - With plain lens</b>										
 ZB4BW333		Flush					White	ZB4BW313	0.026	
							Green	ZB4BW333		
							Red	ZB4BW343		
							Orange	ZB4BW353		
							Yellow	ZB4BW383		
							Blue	ZB4BW363		
 ZB4BW983		Flush with illuminated ring					White	ZB4BW913	0.026	
							Green	ZB4BW933		
							Red	ZB4BW943		
							Orange	ZB4BW953		
							Yellow	ZB4BW983		
							Blue	ZB4BW963		
 ZB4BW563		Flush with clear boot, IP 69K					White	ZB4BW513	0.031	
							Green	ZB4BW533		
							Red	ZB4BW543		
							Orange	ZB4BW553		
							Yellow	ZB4BW583		
							Blue	ZB4BW563		
		Flush for insertion of legend, IP 69K					White	ZB4BA18	0.028	
							Green	ZB4BA38		
							Red	ZB4BA48		
							Orange	ZB4BA58		
							Yellow	ZB4BA88		
							Blue	ZB4BA68		
<b>Heads only - With grooved lens</b>										
		Flush					White	ZB4BW313S	0.031	
							Green	ZB4BW333S		
							Red	ZB4BW343S		
							Orange	ZB4BW353S		
							Yellow	ZB4BW383S		
							Blue	ZB4BW363S		
<b>Complete units - With plain lens</b>										
 XB4BW33B5		Integral LED	1	1	24V, 50/60Hz		White	XB4BW31B5/ZB4BW0B15+ZB4BW313		0.097
							Green	XB4BW33B5/ZB4BW0B35+ZB4BW333		
							Red	XB4BW34B5/ZB4BW0B45+ZB4BW343		
							Orange	XB4BW35B5/ZB4BW0B55+ZB4BW353		
							Blue	XB4BW36B5/ZB4BW0B65+ZB4BW363		
 XB4BW34G5		Integral LED	1	1	110- 120V, 50/60Hz		White	XB4BW31G5/ZB4BW0G15+ZB4BW313		0.097
							Green	XB4BW33G5/ZB4BW0G35+ZB4BW333		
							Red	XB4BW34G5/ZB4BW0G45+ZB4BW343		
							Orange	XB4BW35G5/ZB4BW0G55+ZB4BW353		
							Blue	XB4BW36G5/ZB4BW0G65+ZB4BW363		
		Integral LED	1	1	220- 230V, 50/60Hz		White	XB4BW31M5/ZB4BW0M15+ZB4BW313		0.097
							Green	XB4BW33M5/ZB4BW0M35+ZB4BW333		
							Red	XB4BW34M5/ZB4BW0M45+ZB4BW343		
							Orange	XB4BW35M5/ZB4BW0M55+ZB4BW353		
							Blue	XB4BW36M5/ZB4BW0M65+ZB4BW363		







**Control and signaling units Ø22**






Harmony XB4, metal

Emergency stop and Emergency switching off


Emergency stop function: Mushroom head Emergency stop trigger action and mechanical latching pushbuttons conform to standard IEC/EN 60204-1 and ISO/EN 13850, to Machinery Directive 2006/42/EC and to standard IEC/EN 60947-5-5; Emergency switching off function: Mushroom head switching off mechanical latching pushbuttons conform to standards IEC 60364-5-53 and IEC/EN 60947-5-5;

**Emergency stop and switching off pushbuttons with trigger action and mechanical latching**

		<b>Heads only</b>					
		Shape of head	Type of reset	Ø, mm	Color	Reference	Weight, kg
	ZB4BT844		Push-pull	30	Red	ZB4BT844	0.078
				40	Red	ZB4BT84	0.078
				60	Red	ZB4BX84	0.098
	ZB4BS834		Turn to release	30	Red	ZB4BS834	0.068
				40	Red	ZB4BS844	0.073
				60	Red	ZB4BS864	0.093
	ZB4BS964		Key release, 2 keys included with head	30	Red	ZB4BS934	0.094
				40	Red	ZB4BS944	0.098
				60	Red	ZB4BS964	0.118

		<b>Complete units</b>							
		Shape of head	Type of reset	NO	NC	Ø, mm	Color	Reference	Weight, kg
	XB4BT845		Push-pull	-	1	40	Red	XB4BT842/ZB4BZ105+ZB4BT84	0.125
				1	1	40	Red	XB4BT845/ZB4BZ105+ZB4BT84	0.136
	XB4BS845		Turn to release	-	1	40	Red	XB4BS8442/ZB4BZ102+ZB4BS844	0.118
				1	1	40	Red	XB4BS8445/ZB4BZ105+ZB4BS844	0.130
				-	2	40	Red	XB4BS8444/ZB4BZ104+ZB4BS844	0.130
				1	2	40	Red	XB4BS84441/ZB4BZ105+ZB4BS944	0.140
			Key release	1	1	40	Red	XB4BS9445/ZB4BZ105+ZB4BS944	0.170

**Illuminated Emergency switching off function only, mechanical latching pushbuttons, screw clamp terminal connections**



		<b>Heads only</b>					
		Shape of head	Type of reset	Ø, mm	Color	Reference	Weight, kg
			Push-pull	40	Red	ZB4BW843	0.051

**Control and signaling units Ø22**

Harmony XB4, metal, Selector switches with standard handle



Selection Table of XB4BD\*\*

**Illuminated pushbuttons with flush push, screw clamp terminal connections**

Shape of head	Type of operator	NO	NC	Number	Type	Reference	Weight, kg
<b>Heads only</b>							
				2- position	Stay put	ZB4BD2	0.040
					Spring return from right to left	ZB4BD4	0.045
				3- position ± 45°	Stay put	ZB4BD3	0.040
					Spring return to center	ZB4BD5	0.040
					Spring return from left to center	ZB4BD7	0.040
					Spring return from right to center	ZB4BD8	0.040

ZB4BD4

**Complete units**

Shape of head	Type of operator	NO	NC	Number	Type	Reference	Weight, kg
				1 - 2-	Stay put	XB4BD21	0.095
				1 - position	Spring return from right to left	XB4BD41	0.100
				1 1 90°	Stay put	XB4BD25	0.095
				2 - 3- position	Stay put	XB4BD33	0.095
					Spring return to center	XB4BD53	0.095

XB4BD33

Note:

XB4BD21: ZB4BZ101+ZB4BD2

XB4BD41: ZB4BZ101+ZB4BD4

XB4BD25: ZB4BZ103+ZB4BD2

XB4BD33: ZB4BZ103+ZB4BD3

XB4BD53: ZB4BZ103+ZB4BD5